

June 2020

Aloha Harvest

alohaharvest
info@alohaharvest.org
808-537-6945

**Impact report:
Our fourth month of COVID-19 response in Hawai'i**

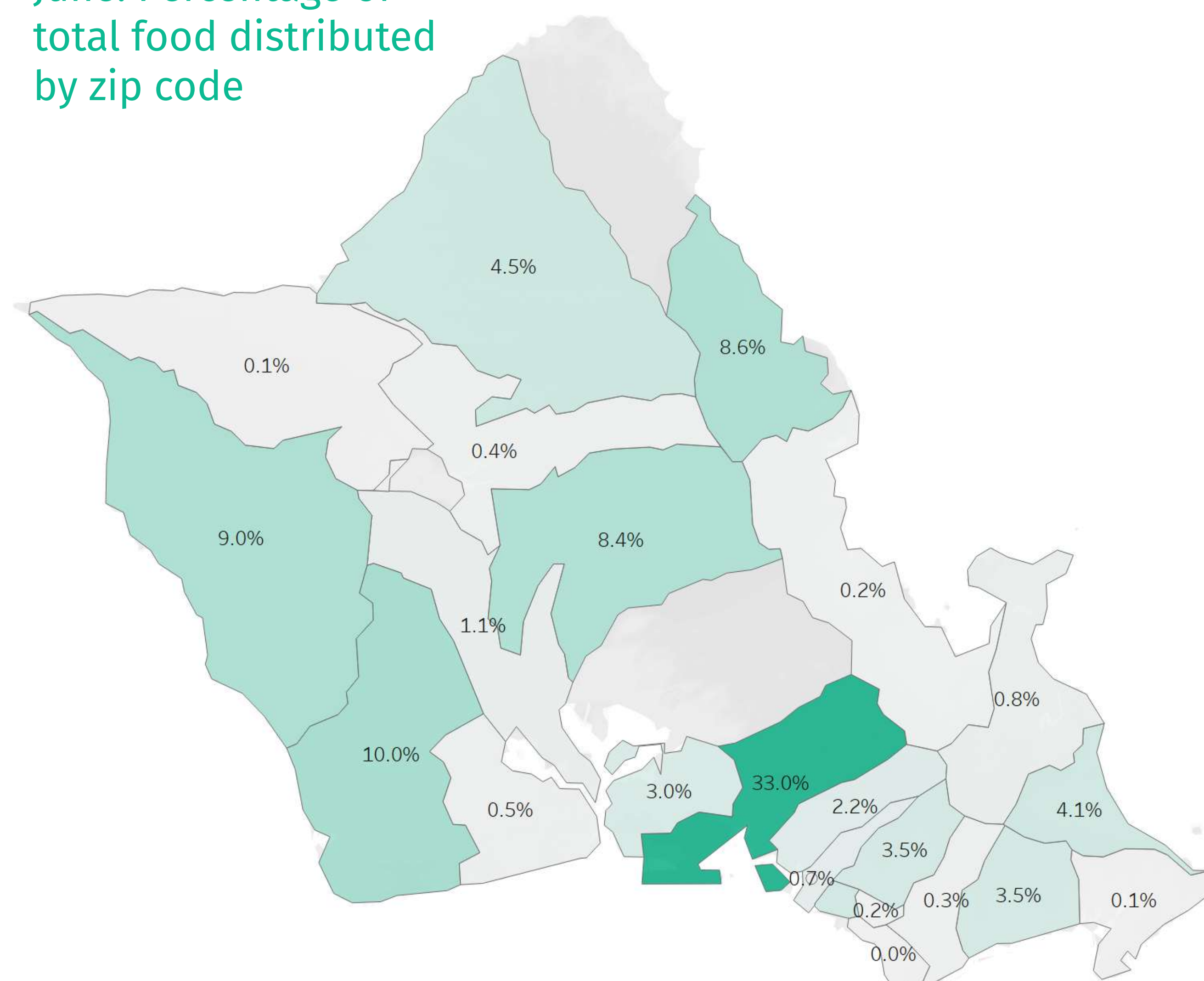
341,262 lbs of food distributed

This includes food rescued, purchased, and provided by the USDA, reflecting our expanded services in response to COVID-19

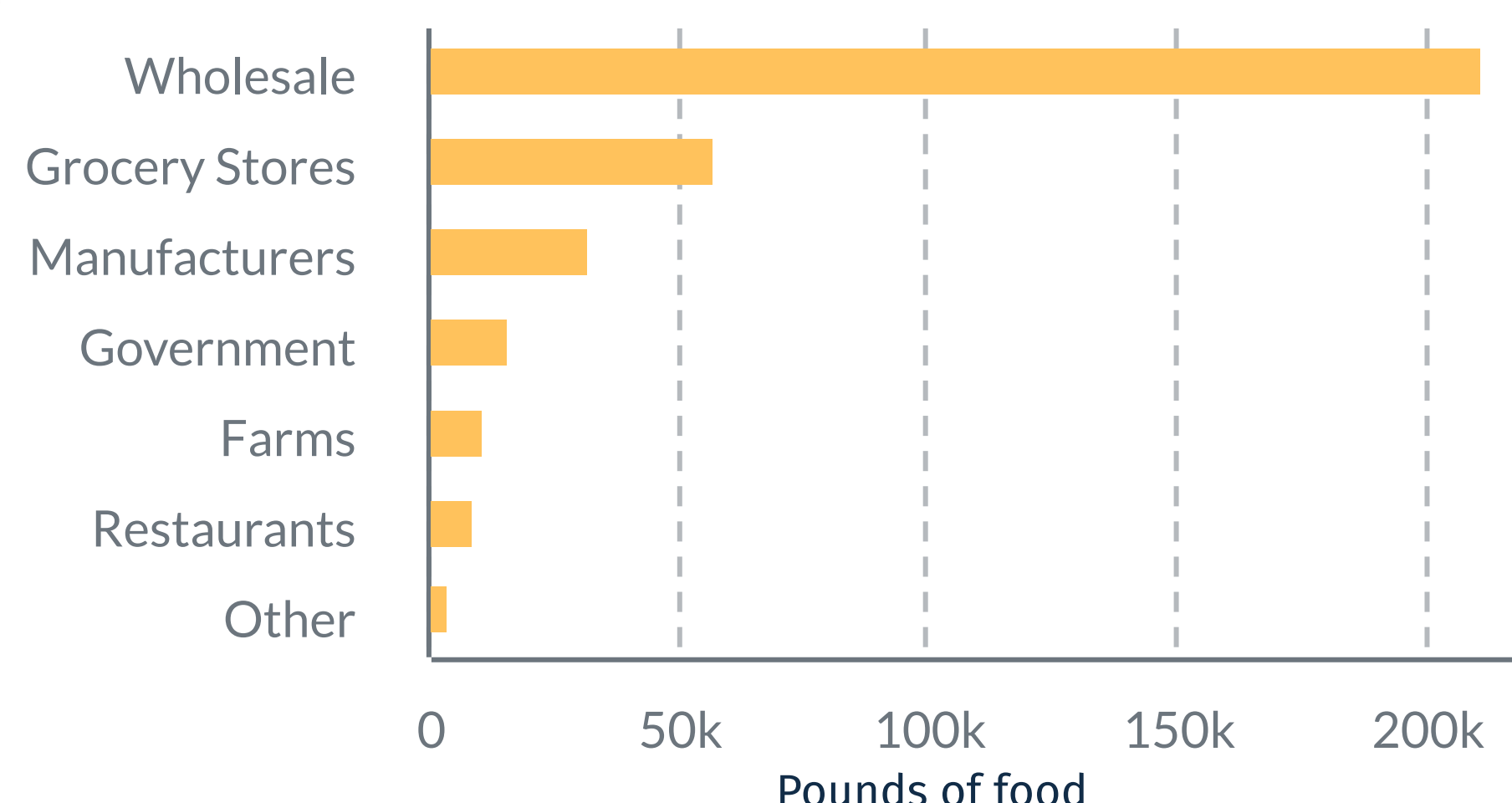
284,385 meals made possible

*avg 1.2 lbs per meal, per USDA/Feeding America standard

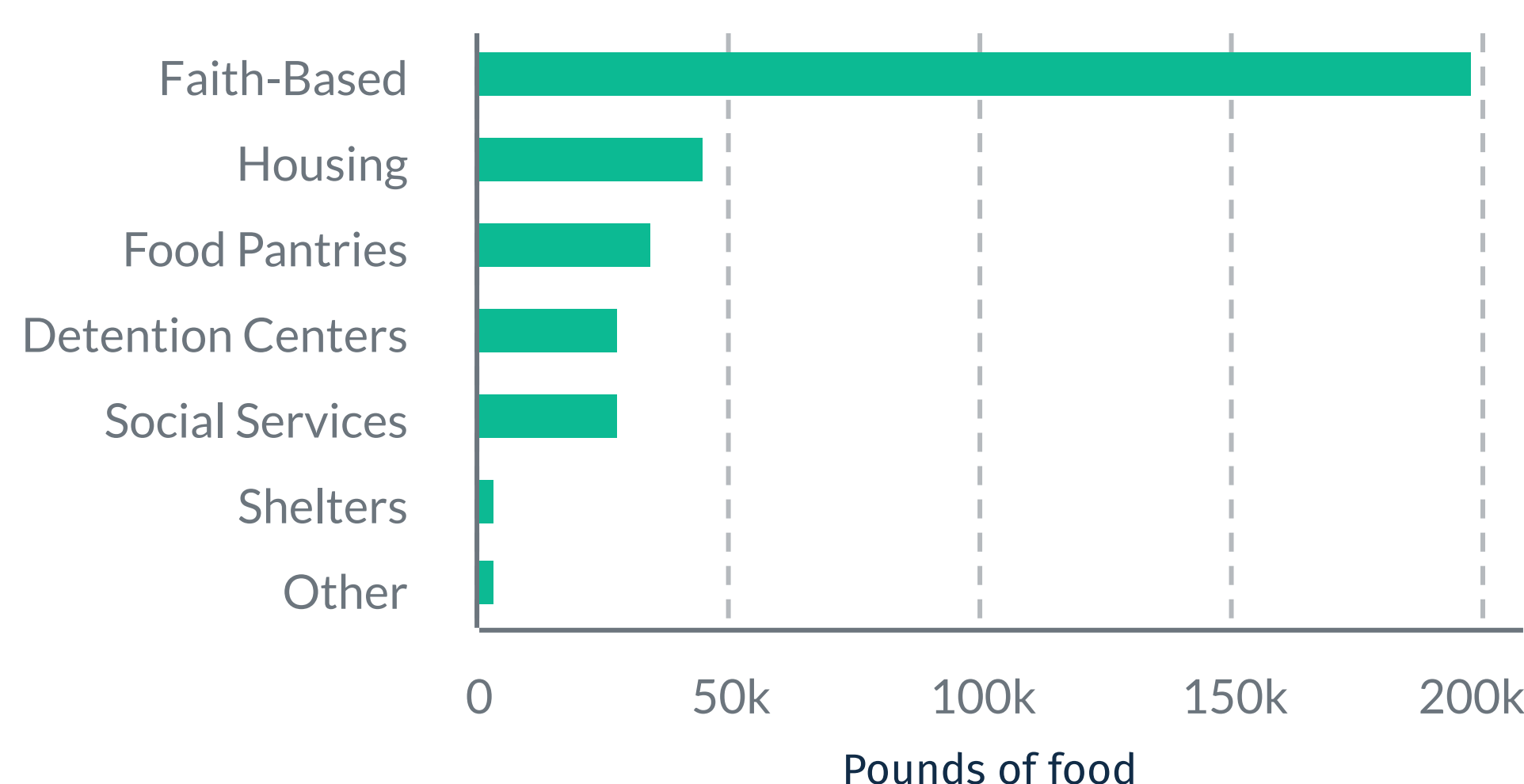
June: Percentage of total food distributed by zip code



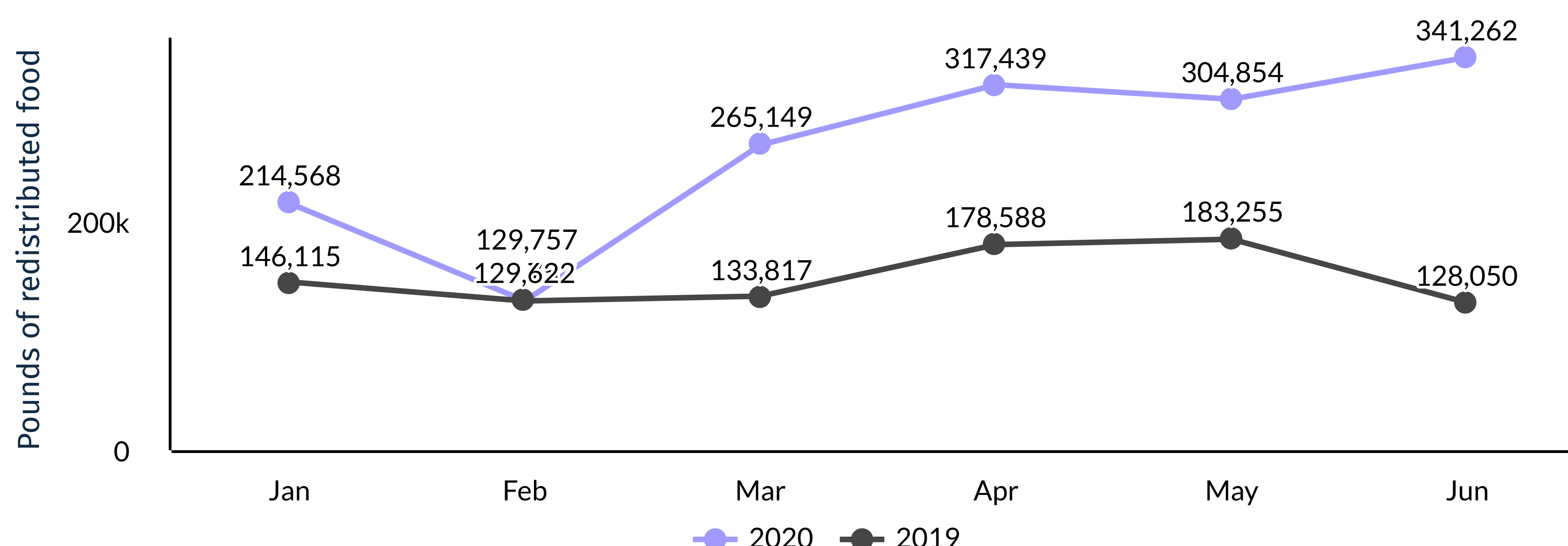
111 food donors 📈 10 new donors



63 recipient agencies 📈 5 new recipients



Amount of food distributed continues to rise



📈 **167% increase** in food distributed, compared to June 2019

💡 2020 YTD distributed food: **1,573,029 lbs**

Top 10 Food donors

1. Ham Produce and Seafood

81,400 lbs



2. Foodland

Food, Family, Friends & Aloha

39,133 lbs



3. Hawaii Food Association

29,507 lbs



4. Meadow Gold

23,923 lbs



5. Sysco Hawai'i

22,889 lbs



6. Eggs Hawaii Inc.

21,840 lbs



7. Unicold

19,710 lbs



8. FEMA

16,500 lbs



9. Coca-Cola

15,000 lbs



10. Ho Farms Hawaii

11,029 lbs



Top 10 Recipient agencies

1. Hawaii Cedar Church - 52,713 lbs

Serves 10,000 people in the Honolulu area weekly, primarily unemployed, homeless, and senior citizens.

2. New Hope Central O'ahu - 28,610 lbs

This Central O'ahu based church hosted two large distribution events for over 450 families in need. Events were hosted in the Wahiawā community.

3. Ohana, Family of the Living God - 26,350 lbs

Based in Hau'ula, distributes free food weekly to halfway homes in Kahalu'u, the elderly in Punalu'u, and families in Lāi'e and Kahuku.

4. God Squad - 22,710 lbs

Located in Kapolei, partnered with several neighboring churches for a large-scale event serving 550 families in need from various Leeward communities.

5. Kalihi Valley Homes Association - 22,265 lbs

Distributes free food and groceries to the 370+ families and individuals living at this low-income housing property.

6. O'ahu Community Correctional Center - 21,834 lbs

Provides meals to inmates at the largest jail facility in the state of Hawai'i.

7. Pantry by Feeding Hawaii Together - 14,380 lbs

Offers a free food pantry set up for "grocery-style" shopping, so those in need can have more choices in food selection." Has been providing services for over 20 years to the Honolulu community.

8. St. George Church - 14,035 lbs

This windward church hosts regular food distribution events for the Waimanalo community.

9. Angel Network Charities - 11,983 lbs

Serves over 1,500 people in East O'ahu monthly with perishable and non-perishable food available for pick-up in a food-pantry setting.

10. Lāhui Foundation - 10,952 lbs

A North Shore group based in Ko'olaupia, that assists community members with education, funding, legal help, and other resources. Has hosted weekly food distribution events to assist community needs.

Note: A portion of June's redistributed food was funded by the USDA Farmers to Families Food Box Program.

COVID-19 Response

Continued collaborations & adaptations to meet the needs of our community

'Ohana Packs

Aloha Harvest has partnered with **Ham Seafood and Produce** and the **Hawaii Foodservice Alliance** for the **USDA's** Farmers to Families Food Box Program to support the purchase of produce, protein, and milk for distribution through community partner agencies.

We supplement these food boxes with goods such as bread, eggs, meats, canned goods, pantry items, pastries, rice, water, and other donated food as available.

We call these **'Ohana Packs** - enough food to feed a family of 4-6 several healthy meals.

From May-June:




26

'Ohana Pack distribution events



165,869

Total pounds of food distributed



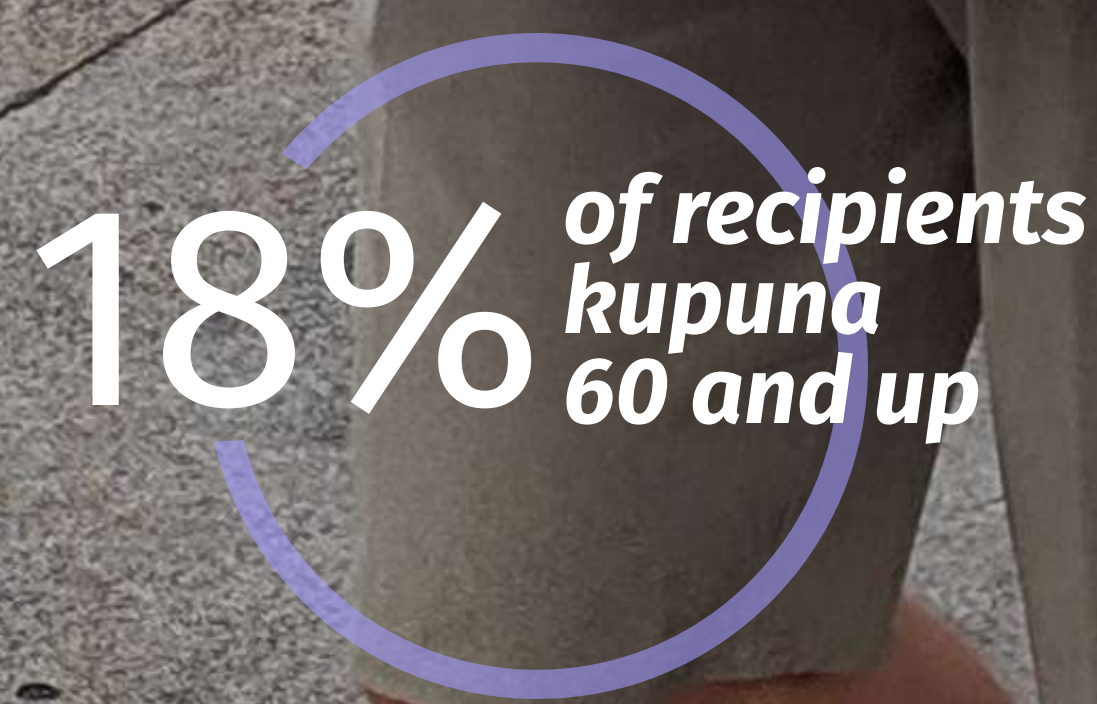
4,549

Approximate households served



18,497

Approximate individuals served

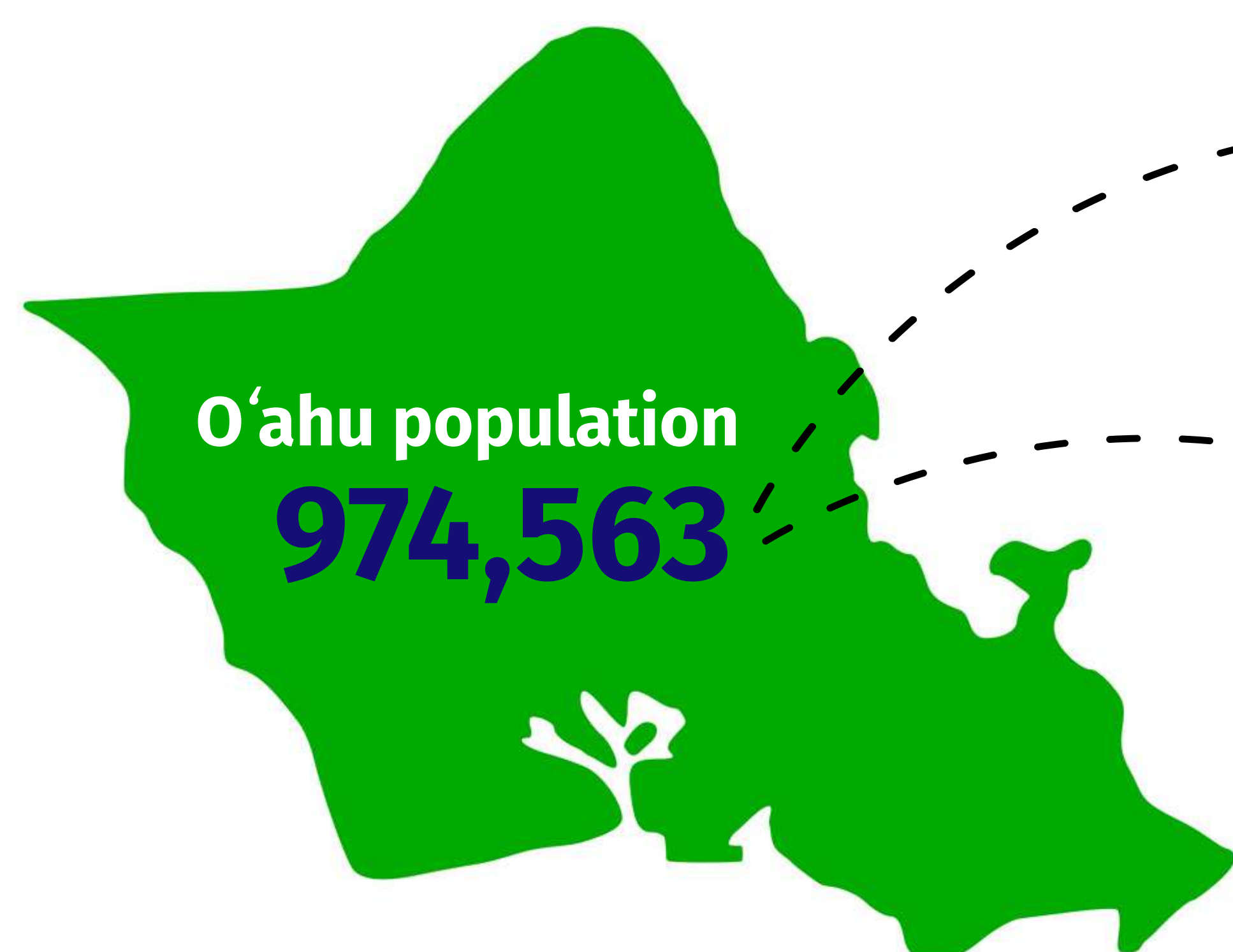


Food insecurity in Hawai'i

A closer look at our community's needs in the coming months



As of June, 2020, Hawai'i has the **8th-highest unemployment rate** in the country (13.9%),¹ up from 2.7% in January.² This has the potential to worsen the pre-existing issues of high food cost, lack of access to healthy foods, and low wages.



102,250

Number of individuals on O'ahu who were food insecure in 2018³

57% ↑

Predicted change in food insecurity rate between 2018 and 2020 in Hawai'i due to COVID-19⁴



49%

of Aloha Harvest recipients are currently unemployed, furloughed, or experiencing reduced hours at work



38%

of Aloha Harvest recipients reported that COVID-19 has caused significant financial hardship

Based on preliminary results from an online survey completed by food distribution recipients (n = 1072)

Sources

- 1 U.S. Bureau of Labor Statistics (July, 2020). *Economy at a glance*. <https://www.bls.gov/eag/eag.hi.htm>
- 2 State of Hawaii. (January, 2020). *Hawaii's unemployment rate at 2.7% in January*. <http://labor.hawaii.gov/test2020/blog/news/hawaiis-unemployment-rate-at-2-7-in-january-2/>
- 3 Feeding America. (2018). *2018 Overall county food insecurity in Hawaii, Honolulu County*. <https://map.feedingamerica.org/county/2018/overall/hawaii/county/honolulu>
- 4 Feeding America. (2020). *The impact of the coronavirus on local food insecurity*. https://www.feedingamerica.org/sites/default/files/2020-05/Brief_Local%20Impact_5.19.2020.pdf